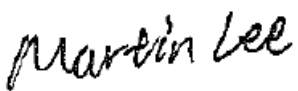




RF Exposure Evaluation Report

Report No.: CQASZ20201001270E-03
Applicant: Shenzhen Minew Technologies Co., Ltd
Address of Applicant: 3rd Floor, I Bulding, Gangzhilong Science Park, Qinglong Road, Longhua District, Shenzhen City, China
Equipment Under Test (EUT):
EUT Name: Electronic price tag
Model No.: STag42, STag42R, STag42B, STag42Y
Test Model No.: STag42
Brand Name: MINEW
Standards: EN 50663: 2017
EN 62479: 2010
Date of Receipt: 2020-10-26
Date of Test: 2020-10-26 to 2020-10-30
Date of Issue: 2020-10-30
Test Result: **PASS***

*In the configuration tested, the EUT complied with the standards specified above

Tested By: 
(Martin Lee)

Reviewed By: 
(Sheek Luo)

Approved By: 
(Jack Ai)



1 Version

Revision History of Report

Report No.	Version	Description	Issue Date
CQASZ20201001270E-03	Rev.01	Initial report	2020-10-30

2 Contents

	Page
1 VERSION	2
2 CONTENTS	3
3 GENERAL INFORMATION	4
3.1 CLIENT INFORMATION	4
3.2 GENERAL DESCRIPTION OF EUT	4
3.3 PRODUCT SPECIFICATION SUBJECTIVE TO THIS STANDARD	4
3.4 TEST LOCATION	6
3.5 DEVIATION FROM STANDARDS.....	6
3.6 ABNORMALITIES FROM STANDARD CONDITIONS.....	6
3.7 OTHER INFORMATION REQUESTED BY THE CUSTOMER	6
4 EN 50663 REQUIREMENT	7
4.1 GENERAL DESCRIPTION OF APPLIED STANDARDS	7
4.2 HUMAN EXPOSURE TO THE ELECTROMAGNETIC FIELDS	7
4.3 RF EXPOSURE EVALUATION.....	7
4.3.1 <i>Limit</i>	7
4.3.2 <i>Test Result</i>	8
PHOTOGRAPHS OF EUT CONSTRUCTIONAL DETAILS	9

3 General Information

3.1 Client Information

Applicant:	Shenzhen Minew Technologies Co., Ltd
Address of Applicant:	3rd Floor, I Bulding, Gangzhilong Science Park, Qinglong Road, Longhua District, Shenzhen City, China
Manufacturer:	Shenzhen Minew Technologies Co., Ltd
Address of Manufacturer:	3rd Floor, I Bulding, Gangzhilong Science Park, Qinglong Road, Longhua District, Shenzhen City, China
Factory:	Shenzhen Minew Technologies Co., Ltd
Address of Factory:	Building 3, Instrument World Industrial Park, No. 306, Guanlan Guiyue Road, Longhua District, Shenzhen

3.2 General Description of EUT

Product Name:	Electronic price tag
Mode No.:	STag42, STag42R, STag42B, STag42Y
Test Mode No.:	STag42
Trade Mark:	MINEW
EUT Supports Radios application:	Bluetooth 2402-2480MHz
Hardware Version:	V1.X
Software Version:	V1.X.X
Power Supply:	Lithium Battery: DC 3V

3.3 Product Specification subjective to this standard

Frequency Range:	2402MHz to 2480MHz
Bluetooth Version:	V5.0
Modulation Type:	GFSK
Transfer Rate:	1Mbps, 2Mbps
Number of Channels:	40
Sample Type:	Portable production
Test Software of EUT:	Direct Test Mode Tool (manufacturer declare)
Antenna Type:	PCB antenna
Antenna Gain:	1.78Bi
EIRP:	GFSK(1Mbps): 7.63dBm(5.794mW)* Max
	GFSK(2Mbps): 7.99dBm(6.295mW)* Max
	The EIRP data refer to the report CQASZ20201001270E-02.

Note:

Model No.: STag42, STag42R, STag42B, STag42Y

Only the model STag42 was tested, since the electrical circuit design, layout, components used and internal wiring were identical for the above models, with difference being color of appearance and model name.

For BLE:

Operation Frequency each of channel							
Channel	Frequency	Channel	Frequency	Channel	Frequency	Channel	Frequency
1	2402MHz	11	2422MHz	21	2442MHz	31	2462MHz
2	2404MHz	12	2424MHz	22	2444MHz	32	2464MHz
3	2406MHz	13	2426MHz	23	2446MHz	33	2466MHz
4	2408MHz	14	2428MHz	24	2448MHz	34	2468MHz
5	2410MHz	15	2430MHz	25	2450MHz	35	2470MHz
6	2412MHz	16	2432MHz	26	2452MHz	36	2472MHz
7	2414MHz	17	2434MHz	27	2454MHz	37	2474MHz
8	2416MHz	18	2436MHz	28	2456MHz	38	2476MHz
9	2418MHz	19	2438MHz	29	2458MHz	39	2478MHz
10	2420MHz	20	2440MHz	30	2460MHz	40	2480MHz

Using test software was control EUT work in continuous transmitter and receiver mode.and select test channel as below:

Channel	Frequency
The Lowest channel(CH1)	2402MHz
The Middle channel(CH20)	2440MHz
The Highest channel(CH40)	2480MHz

3.4 Test Location

All tests were performed at:

Shenzhen Huaxia Testing Technology Co., Ltd.,

1F., Block A of Tongsheng Technology Building, Huahui Road, Dalang Street, Longhua District, Shenzhen, China

3.5 Deviation from Standards

None.

3.6 Abnormalities from Standard Conditions

None.

3.7 Other Information Requested by the Customer

None.

4 EN 50663 REQUIREMENT

4.1 General Description of Applied Standards

Generic standard for assessment of low power electronic and electrical equipment related to human exposure restrictions for electromagnetic fields (10 MHz - 300 GHz)

4.2 Human exposure to the Electromagnetic fields

This International Standard provides simple conformity assessment methods for low-power electronic and electrical equipment to an exposure limit relevant to electromagnetic fields (EMF). If such equipment cannot be shown to comply with the applicable EMF exposure requirements using the methods included in this standard for EMF assessment, then other standards, including IEC 62311 or other (EMF) product standards, may be used for conformity assessment.

4.3 RF Exposure Evaluation

4.3.1 Limit

Equipment complying with the requirements for the general public is deemed to comply with the requirements for workers without further testing.

The conformity assessment to demonstrate equipment compliance shall be made according to EN 62479:2010, 4.1 and Clause 6.

If routes B, C or D of 4.1 of EN 62479:2010 are followed then the values of P_{max} , as described in 4.2 of EN 62479:2010 and given in Annex A of EN 62479:2010, shall be replaced by those in Table 1 below.

Table 1 — Values of P_{max}

Exposure tier	Region of body	P_{max} (mW)
General public	Head and trunk	20
	Limbs	40
Workers	Head and trunk	100
	Limbs	200

4.3.2 Test Result

For BLE(1Mbps):

The EIRP of the EUT is 5.794 mW which is below the max permitted sending level of 20 mW (13dBm), and then the EUT is not need to conduct SAR measurement.

For BLE(2Mbps):

The EIRP of the EUT is 6.295 mW which is below the max permitted sending level of 20 mW (13dBm), and then the EUT is not need to conduct SAR measurement.

PHOTOGRAPHS OF EUT Constructional Details

Refer to APPENDIX 2 PHOTOGRAPHS OF EUT for CQASZ20201001270E-01.

*** End of Report ***